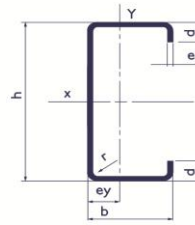


PERFIL C

MEDIDAS Y CARACTERÍSTICAS GEOMÉTRICAS

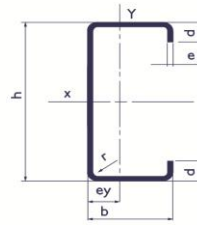


GESTIÓN DE LA CALIDAD
IR 9000-9900

Designación del Perfil	Altura (alma)	Ala (rama)	Ala Rig. (rigidizador)	Espesor	Radio de Acuerdo	Área nominal de la sección	Masa Nominal	Distancias al Centro de Gravedad (1)	Momentos de Inercia (1)		Módulos Resistente (1)		Radios de Giro (1)	
	h	b	d						I_x	I_y	W_x	W_y	i_x	i_y
	mm	mm	mm						Cm ⁴	Cm ⁴	Cm ³	Cm ³	Cm	Cm
(8) 80x40x15 x 1.60	80	40	15	1.60	1.60	2.87	2.25	1.31	29.03	6.73	7.26	2.66	3.18	1.53
80x40x15 x 1.80	80	40	15	1.80	1.80	3.21	2.52	1.28	32.21	7.43	8.05	2.93	3.17	1.52
(8) 80x40x15 x 2.00	80	40	15	2.00	2.00	3.54	2.78	1.26	35.25	8.07	8.81	3.18	3.16	1.51
(8) 80x50x15 x 1.60	80	50	15	1.60	1.60	3.19	2.51	1.73	33.95	11.46	8.49	3.69	3.26	1.89
(8) 80x50x15 x 2.00	80	50	15	2.00	2.00	3.94	3.09	1.69	41.33	13.82	10.33	4.44	3.24	1.87
(8) 80x50x20 x 1.60	80	50	20	1.60	1.60	3.35	2.63	1.88	34.76	12.85	8.69	4.34	3.22	1.96
(8) 80x50x20 x 2.00	80	50	20	2.00	2.00	4.14	3.25	1.84	42.35	15.54	10.59	5.24	3.20	1.94
100x40x15 x 1.60	100	40	15	1.60	1.60	3.19	2.51	1.17	48.97	7.30	9.79	2.73	3.92	1.51
100x40x15 x 2.00	100	40	15	2.00	2.00	3.94	3.09	1.12	59.66	8.76	11.93	3.27	3.89	1.49
100x45x10 x 1.60	100	45	10	1.60	1.60	3.19	2.51	1.22	50.59	8.25	10.12	2.52	3.98	1.61
100x45x10 x 2.00	100	45	10	2.00	2.00	3.94	3.09	1.18	61.65	9.89	12.33	3.47	3.96	1.58
100x45x15 x 1.60	100	45	15	1.60	1.60	3.35	2.63	1.36	52.85	9.66	10.57	3.08	3.97	1.70
100x45x15 x 2.00	100	45	15	2.00	2.00	4.14	3.25	1.32	64.46	11.63	12.89	3.66	3.95	1.68
(8) 100x50x15 x 1.60	100	50	15	1.60	1.60	3.51	2.76	1.57	56.70	12.41	11.34	3.79	4.02	1.88
100x50x15 x 1.80	100	50	15	1.80	1.80	3.93	3.08	1.55	63.07	13.74	12.61	4.20	4.01	1.87
(8) 100x50x15 x 2.00	100	50	15	2.00	2.00	4.34	3.40	1.53	69.23	14.98	13.85	4.57	4.00	1.86
(8) 100x50x15 x 2.50	100	50	15	2.50	2.50	5.34	4.19	1.47	83.99	17.90	16.80	5.46	3.97	1.83
(8) 100x50x20 x 1.60	100	50	20	1.60	1.60	3.67	2.88	1.71	58.39	13.97	11.68	4.46	3.99	1.95
(8) 100x50x20 x 2.00	100	50	20	2.00	2.00	4.54	3.56	1.67	71.35	16.91	14.27	5.39	3.97	1.93
(8) 100x50x20 x 2.50	100	50	20	2.50	2.50	5.59	4.39	1.61	86.64	20.28	17.33	6.46	3.94	1.90
(8) 120x50x15 x 1.60	120	50	15	1.60	1.60	3.83	3.01	1.43	86.48	13.21	14.41	3.87	4.75	1.86
120x50x15 x 1.80	120	50	15	1.80	1.80	4.29	3.37	1.41	96.28	14.62	16.05	4.29	4.74	1.85
(8) 120x50x15 x 2.00	120	50	15	2.00	2.00	4.74	3.72	1.39	105.80	15.95	17.63	4.67	4.73	1.83
120x50x15 x 2.50	120	50	15	2.50	2.50	5.84	4.58	1.39	128.78	19.11	21.46	5.60	4.70	1.81
120x50x15 x 3.20	120	50	15	3.20	3.20	7.33	5.75	1.26	158.61	22.98	26.44	6.72	4.65	1.77
(8) 120x50x20 x 1.60	120	50	20	1.60	1.60	3.99	3.13	1.56	89.37	14.91	14.89	4.55	4.73	1.93
120x50x20 x 2.00	120	50	20	2.00	2.00	4.94	3.88	1.52	109.42	18.05	18.24	5.51	4.71	1.91
(8) 120x50x20 x 2.50	120	50	20	2.50	2.50	6.09	4.78	1.47	133.22	21.66	22.20	6.60	4.68	1.89
(8) 120x50x20 x 3.20	120	50	20	3.20	3.20	7.65	6.00	1.40	164.23	26.15	27.37	7.96	4.63	1.85
120x60x20 x 1.80	120	60	20	1.80	1.80	4.83	3.79	1.95	112.11	25.41	18.69	6.57	4.82	2.29
120x60x20 x 2.00	120	60	20	2.00	2.00	5.34	4.19	1.93	123.39	27.84	20.56	7.19	4.81	2.28
120x60x20 x 3.20	120	60	20	3.20	3.20	8.29	6.51	1.80	186.23	40.90	31.04	10.55	4.74	2.22
140x50x10x1.60	140	50	10	1.60	1.60	3.99	3.13	1.18	118.65	11.92	16.95	3.25	5.45	1.73
140x50x10x2.00	140	50	10	2.00	2.00	4.94	3.88	1.13	145.28	14.34	20.75	3.91	5.42	1.72
140x50x10x2.50	140	50	10	2.50	2.50	6.09	4.78	1.08	176.91	17.08	25.27	4.65	5.39	1.67
140x50x15x 1.60	140	50	15	1.60	1.60	4.15	3.26	1.31	123.94	13.90	17.71	3.94	5.46	1.83
(8) 140x50x15x 2.00	140	50	15	2.00	2.00	5.14	4.03	1.27	151.85	16.76	21.69	4.75	5.44	1.81
140x50x15x2.50	140	50	15	2.50	2.50	6.34	4.98	1.22	185.18	20.09	26.45	5.69	5.40	1.78
140x50x20 x 1.60	140	50	20	1.60	1.60	4.31	3.38	1.44	128.36	15.73	18.34	4.63	5.46	1.91
(8) 140x50x20 x 2.00	140	50	20	2.00	2.00	5.34	4.19	1.40	157.36	19.03	22.48	5.60	5.43	1.89
(8) 140x50x20 x 2.50	140	50	20	2.50	2.50	6.59	5.17	1.35	191.98	22.84	27.43	6.71	5.40	1.86
(8) 140x50x20 x 3.20	140	50	20	3.20	3.20	8.29	6.51	1.27	239.85	27.84	34.43	8.12	5.44	1.81
(8) 140x60x15 x 2.00	140	60	15	2.00	2.00	5.54	4.35	1.65	170.89	26.18	24.41	6.30	5.56	2.17
(8) 140x60x20 x 1.60	140	60	20	1.60	1.60	4.63	3.64	1.83	143.65	24.14	20.52	6.02	5.57	2.28
140x60x20 x 1.80	140	60	20	1.80	1.80	5.19	4.07	1.81	160.22	26.80	22.89	6.68	5.56	2.27
(8) 140x60x20 x 2.00	140	60	20	2.00	2.00	5.74	4.50	1.79	176.41	29.35	25.20	7.32	5.55	2.26
(8) 140x60x20 x 2.50	140	60	20	2.50	2.50	7.09	5.56	1.74	215.62	35.41	30.80	8.82	5.52	2.23
(8) 140x60x20 x 3.20	140	60	20	3.20	3.20	8.93	7.01	1.66	267.31	43.08	38.19	10.72	5.47	2.20
150x100x30 x 3.20	150	100	30	3.20	3.20	12.45	9.77	3.56	468.75	179.17	62.50	29.28	6.14	3.79
150x100x30 x 4.75	150	100	30	4.75	4.75	17.99	14.12	3.39	660.06	248.07	88.01	40.46	6.06	3.71
150x100x40x3.20	150	100	40	3.20	3.20	13.09	10.27	3.85	479.05	200.80	63.87	34.45	6.05	3.92
150x100x40x4.75	150	100	40	4.75	4.75	18.94	14.87	3.69	675.34	279.44	90.05	47.88	5.97	3.84
160x50x15 x 2.00	160	50	15	2.00	2.00	5.54	4.35	1.17	208.23	17.49	26.03	4.82	6.13	1.78
160x50x20x 2.00	160	50	20	2.00	2.00	5.74	4.50	1.30	216.04	19.89	27.01	5.68	6.14	1.86
160x60x15x1.60	160	60	15	1.60	1.60	4.79	3.76	1.57	189.76	22.53	23.72	5.28	6.29	2.17
160x60x15x2.00	160	60	15	2.00	2.00	5.94	4.66	1.53	233.19	27.35	29.15	6.49	6.27	2.15
(8) 160x60x20 x 1.60	160	60	20	1.60	1.60	4.95	3.89	1.71	195.98	25.23	24.50	6.11	6.29	2.26
(8) 160x60x20 x 2.00	160	60	20	2.00	2.00	6.14	4.82	1.67	240.95	30.68	30.12	7.42	6.27	2.24
(8) 160x60x20 x 2.50	160	60	20	2.50	2.50	7.59	5.96	1.61	294.93	37.03	36.87	8.95	6.23	2.21
(8) 160x60x20 x 3.20	160	60	20	3.20	3.20	9.57	7.51	1.54	366.41	45.06	45.80	10.89	6.19	2.17
160x60x25x1.60	160	60	25	1.60	1.60	5.11	4.01	1.83	201.31	27.79	25.16	6.94	6.28	2.33
160x60x25x2.50	160	60	25	2.50	2.50	7.84	6.15	1.74	303.32	40.98	37.91	10.22	6.22	2.29
160x60x25x4.75	160	60	25	4.75	4.75	14.19	11.14	1.51	524.40	66.91	65.55	16.66	6.08	2.17
160x60x25 x 3.20	160	60	25	3.20	3.20	9.89	7.76	1.67	376.99	49.97	47.12	12.46	6.18	2.25

PERFIL C

MEDIDAS Y CARACTERÍSTICAS GEOMÉTRICAS

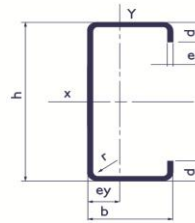


GESTION DE LA CALIDAD
RI 9000-9900

Designación del Perfil	Altura (alma)	Ala (rama)	Ala Rig. (rigidizador)	Espesor	Radio de Acuerdo	Área nominal de la sección	Masa Nominal	Distancias al Centro de Gravedad (1)	Momentos de Inercia (1)		Módulos Resistente (1)		Radios de Giro (1)	
	h	b	d						I_x	I_y	W_x	W_y	i_x	i_y
	mm	mm	mm						Cm^4	Cm^4	Cm^3	Cm^3	Cm	Cm
(E) 180x60x20 x 2.00	180	60	20	2.00	2.00	6.54	5.13	1.56	317.83	31.88	35.31	7.52	6.97	2.21
180x60x20 x 2.50	180	60	20	2.50	2.50	8.09	6.35	1.51	389.55	38.50	43.28	9.07	6.94	2.18
180x60x20 x 3.20	180	60	20	3.20	3.20	10.21	8.01	1.43	484.89	46.92	53.88	11.05	6.89	2.14
180x70x15x1,60	180	70	15	1.60	1.60	5.43	4.26	1.83	275.30	34.06	30.59	6.80	7.12	2.50
180x70x15x2,00	180	70	15	2.00	2.00	6.74	5.29	1.79	339.00	41.47	37.67	8.27	7.09	2.48
180x70x20 x 2.00	180	70	20	2.00	2.00	6.94	5.45	1.93	349.45	46.13	38.83	9.47	7.10	2.58
180x70x20 x 2.50	180	70	20	2.50	2.50	8.59	6.74	1.87	428.81	55.89	47.65	11.46	7.07	2.55
180x70x20 x 3.20	180	70	20	3.20	3.20	10.85	8.51	1.80	534.65	68.42	59.41	14.02	7.02	2.51
180x70x25 x 2.00	180	70	25	2.00	2.00	7.14	5.60	2.06	358.56	50.56	39.84	10.67	7.09	2.66
180x70x25 x 2.50	180	70	25	2.50	2.50	8.84	6.94	2.01	440.20	61.37	48.91	12.95	7.06	2.64
(E) 180x70x25 x 3.20	180	70	25	3.20	3.20	11.17	8.77	1.94	549.24	75.35	61.03	15.88	7.01	2.60
180x70x25 x 4,75	180	70	25	4.75	4.75	19.09	12.63	1.77	770.02	102.05	85.56	21.48	6.92	2.52
(E) 200x60x20 x 2.00	200	60	20	2.00	2.00	6.94	5.45	1.46	407.73	32.92	40.77	7.59	7.67	2.18
(E) 200x60x20 x 2.50	200	60	20	2.50	2.50	8.59	6.74	1.40	500.24	39.76	50.02	9.16	7.63	2.15
200x60x20 x 3.20	200	60	20	3.20	3.20	10.85	8.51	1.34	623.57	48.45	62.36	11.16	7.58	2.11
(E) 200x70x25 x 2.00	200	70	25	2.00	2.00	7.54	5.92	1.95	458.87	52.33	45.89	10.78	7.80	2.63
(E) 200x70x25 x 2.50	200	70	25	2.50	2.50	9.34	7.33	1.89	563.87	63.53	56.39	13.08	7.77	2.61
(E) 200x70x25 x 3.20	200	70	25	3.20	3.20	11.81	9.27	1.82	704.48	78.01	70.45	16.06	7.72	2.57
200x80x15x1,60	200	80	15	1.60	1.60	6.07	4.77	2.08	383.12	48.87	38.31	8.49	7.94	2.84
200x80x15x2,00	200	80	15	2.00	2.00	7.54	5.92	2.04	472.52	59.67	47.25	10.36	7.92	2.81
200x80x20x2,00	200	80	20	2.00	2.00	7.74	6.07	2.19	486.14	65.91	48.61	11.74	7.93	2.92
200x80x20x2,50	200	80	20	2.50	2.50	9.59	7.53	2.13	597.76	80.13	59.78	14.27	7.90	2.89
(E) 200x80x20x3,20	200	80	20	3.20	3.20	12.13	9.52	2.06	747.52	98.61	74.75	17.54	7.85	2.85
(E) 200x80x25 x 2.00	200	80	25	2.00	2.00	7.94	6.23	2.33	498.07	71.80	49.81	13.12	7.92	3.01
(E) 200x80x25 x 2.50	200	80	25	2.50	2.50	9.84	7.72	2.27	612.63	87.41	61.26	15.96	7.89	2.98
200x80x25 x 3.20	200	80	25	3.20	3.20	12.45	9.77	2.20	766.45	107.76	76.64	19.66	7.85	2.94
200x80x25 x 4,75	200	80	25	4.75	4.75	17.99	14.12	2.03	1081.12	147.25	108.11	26.82	7.75	2.86
200x100x25x3,20	200	100	25	3.20	3.20	13.73	10.78	2.99	890.69	185.46	89.07	27.71	8.06	3.68
200x100x25x4,75	200	100	25	4.75	4.75	19.89	15.61	2.82	1262.24	256.36	126.22	38.23	7.97	3.59
200x100x30x4,75	200	100	30	4.75	4.75	20.37	15.99	2.97	1287.22	275.78	128.72	42.07	7.95	3.68
220x60x20 x 2.00	220	60	20	2.00	2.00	7.34	5.76	1.38	511.50	33.84	46.50	7.65	8.35	2.15
(E) 220x60x20 x 2.50	220	60	20	2.50	2.50	9.09	7.13	1.33	628.10	40.87	57.10	9.24	8.31	2.12
220x60x20 x 3.20	220	60	20	3.20	3.20	11.49	9.02	1.26	783.94	49.82	71.27	11.26	8.26	2.08
(E) 220x70x25 x 2.00	220	70	25	2.00	2.00	7.94	6.23	1.84	574.34	53.95	52.21	10.89	8.51	2.61
220x70x25 x 2.50	220	70	25	2.50	2.50	9.84	7.72	1.79	706.38	65.54	64.22	13.22	8.47	2.58
220x70x25 x 3.20	220	70	25	3.20	3.20	12.45	9.77	1.72	883.65	80.54	80.33	16.24	8.43	2.54
220x80x25 x 2.00	220	80	25	2.00	2.00	8.34	6.54	2.21	621.77	74.04	56.52	13.24	8.64	2.98
220x80x25 x 2.50	220	80	25	2.50	2.50	10.34	8.12	2.16	765.36	90.14	69.58	16.12	8.60	2.95
220x80x25 x 3.20	220	80	25	3.20	3.20	13.09	10.27	2.08	958.53	111.14	87.14	19.86	8.56	2.91
220x80x25 x 4,75	220	80	25	4.75	4.75	18.94	14.87	1.92	1355.24	151.93	123.20	27.11	8.46	2.83
220x90x25 x 2.00	220	90	25	2.00	2.00	8.74	6.86	2.59	669.39	98.10	60.85	15.79	8.75	3.35
220x90x25 x 2.50	220	90	25	2.50	2.50	10.84	8.51	2.53	824.66	119.74	74.97	19.26	8.72	3.32
220x90x25 x 3.20	220	90	25	3.20	3.20	13.73	10.78	2.46	1034.07	148.17	94.01	23.82	8.68	3.29
240x80x20 x 2.00	240	80	20	2.00	2.00	8.54	6.70	1.97	743.13	69.66	61.93	11.95	9.33	2.86
240x80x20 x 2.50	240	80	20	2.50	2.50	10.59	8.31	1.92	914.98	84.68	76.25	14.53	9.30	2.83
240x80x20 x 3.20	240	80	20	3.20	3.20	13.41	10.52	1.85	1146.37	104.16	95.53	17.86	9.25	2.79
240x80x25 x 2.00	240	80	25	2.00	2.00	8.74	6.86	2.10	762.25	76.11	63.52	13.36	9.34	2.95
240x80x25 x 2.50	240	80	25	2.50	2.50	10.84	8.51	2.05	938.94	92.71	78.24	16.27	9.31	2.92
240x80x25 x 3.20	240	80	25	3.20	3.20	13.73	10.78	1.98	1177.15	114.38	98.10	20.06	9.26	2.89
240x80x25 x 4,75	240	80	25	4.75	4.75	19.89	15.61	1.82	1667.25	156.16	138.94	27.36	9.16	2.80
240x90x25 x 2.00	240	90	25	2.00	2.00	9.14	7.17	2.47	818.89	100.86	68.24	15.93	9.47	3.32
240x90x25 x 2.50	240	90	25	2.50	2.50	11.34	8.90	2.42	1009.45	123.12	84.12	19.44	9.44	3.30
(E) 240x90x25 x 3.20	240	90	25	3.20	3.20	14.37	11.28	2.34	1266.88	152.37	105.57	24.05	9.39	3.26
(E) 240x90x30 x 2.50	240	90	30	2.50	2.50	11.59	9.10	2.55	1030.84	132.55	85.90	21.38	9.43	3.38
(E) 240x90x30 x 3.20	240	90	30	3.20	3.20	14.69	11.53	2.48	1294.26	164.32	107.86	26.49	9.39	3.34
240x100x25 x 2.00	240	100	25	2.00	2.00	9.54	7.49	2.85	875.54	129.88	72.96	18.68	9.58	3.69
240x100x25 x 2.50	240	100	25	2.50	2.50	11.84	9.29	2.79	1079.96	158.82	90.00	22.83	9.55	3.66
240x100x25 x 3.20	240	100	25	3.20	3.20	15.01	11.78	2.72	1356.60	197.07	113.05	28.31	9.51	3.62

PERFIL C

MEDIDAS Y CARACTERÍSTICAS GEOMÉTRICAS

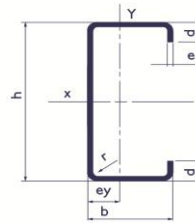


GESTION DE LA CALIDAD
RI 9000-9900

Designación del Perfil	Altura (alma)	Ala (rama)	Ala Rig. (rigidizador)	Espesor	Radio de Acuerdo	Área nominal de la sección	Masa Nominal	Distancias al Centro de Gravedad (1)	Momentos de Inercia (1)		Módulos Resistente (1)		Radios de Giro (1)	
	h	b	d						ey	I _x	I _y	W _x	W _y	i _x
	mm	mm	mm	mm	mm	Cm ²	Kg/m	Cm	Cm ⁴	Cm ⁴	Cm ³	Cm ³	Cm	Cm
260x80x15x 1,60	260	80	15	1.60	1.60	7.03	5.52	1.79	705.62	52.76	54.28	8.72	10.02	2.74
260x80x15x 2,00	260	80	15	2.00	2.00	8.74	6.86	1.75	871.67	64.42	67.05	10.64	9.99	2.72
260x80x20x 1,60	260	80	20	1.60	1.60	7.19	5.65	1.92	725.87	58.34	55.84	9.86	10.05	2.85
260x80x20 x 2,00	260	80	20	2.00	2.00	8.94	7.02	1.88	896.88	71.30	68.99	12.04	10.02	2.82
260x80x20 x 2,50	260	80	20	2.50	2.50	11.09	8.70	1.83	1104.94	86.68	85.00	14.64	9.98	2.80
260x80x20 x 3,20	260	80	20	3.20	3.20	14.05	11.03	1.76	1385.52	106.62	106.58	18.00	9.93	2.76
260x80x20x 4,75	260	80	20	4.75	4.75	20.37	15.99	1.59	1964.13	144.96	151.09	24.44	9.82	2.67
260x80x40x 2,50	260	80	40	2.50	2.50	12.09	9.49	2.31	1205.47	117.59	92.73	21.61	9.99	3.12
260x80x40x3,20	260	80	40	3.20	3.20	15.33	12.03	2.24	1514.34	145.78	116.49	26.78	9.94	3.08
260x80x40x 4,75	260	80	40	4.75	4.75	22.27	17.48	2.08	2154.77	201.32	165.75	36.97	9.84	3.01
260x90x25 x 2,00	260	90	25	2.00	2.00	9.54	7.49	2.36	986.67	103.39	75.90	16.06	10.17	3.29
260x90x25 x 2,50	260	90	25	2.50	2.50	11.84	9.29	2.31	1216.92	126.22	93.61	19.60	10.14	3.27
260x90x25 x 3,20	260	90	25	3.20	3.20	15.13	11.88	2.31	1549.52	164.84	119.19	25.08	10.12	3.30
260x100x25 x 2,00	260	100	25	2.00	2.00	9.94	7.80	2.73	1053.24	133.22	81.02	18.84	10.30	3.66
260x100x25 x 2,50	260	100	25	2.50	2.50	12.34	9.69	2.68	1299.80	162.91	99.98	23.03	10.26	3.63
260x100x25 x 3,20	260	100	25	3.20	3.20	15.65	12.28	2.60	1633.94	202.16	125.69	28.56	10.22	3.59
260x100x30 x 2,50	260	100	30	2.50	2.50	12.59	9.88	2.81	1326.07	174.75	102.01	25.19	10.26	3.73
260x100x30 x 3,20	260	100	30	3.20	3.20	15.97	12.53	2.74	1667.56	217.17	128.27	31.29	10.22	3.69
280x80x20 x 2,00	280	80	20	2.00	2.00	9.34	7.33	1.80	1068.62	72.85	76.33	12.13	10.70	2.79
280x80x20 x 2,50	280	80	20	2.50	2.50	11.59	9.10	1.74	1317.29	88.59	94.09	14.75	10.66	2.76
280x80x20 x 3,20	280	80	20	3.20	3.20	14.69	11.53	1.67	1653.19	109.04	118.08	18.15	10.61	2.72
280x90x25 x 2,00	280	90	25	2.00	2.00	9.94	7.80	2.26	1173.52	105.72	83.82	16.17	10.87	2.26
280x90x25 x 2,50	280	90	25	2.50	2.50	12.34	9.69	2.21	1448.07	129.06	103.43	19.74	10.83	3.23
280x90x25 x 3,20	280	90	25	3.20	3.20	15.65	12.28	2.14	1819.97	159.75	130.00	24.42	10.79	3.20
280x100x25 x 2,00	280	100	25	2.00	2.00	10.34	8.11	2.62	1250.81	136.29	89.34	18.98	11.00	3.63
280x100x25 x 2,50	280	100	25	2.50	2.50	12.84	10.08	2.57	1544.33	166.69	110.31	23.20	10.97	3.60
280x100x25 x 3,20	280	100	25	3.20	3.20	16.29	12.79	2.49	1942.57	206.85	138.75	28.78	10.92	3.56
300x80x20 x 2,00	300	80	20	2.00	2.00	9.74	7.64	1.72	1258.80	74.18	83.92	12.20	11.37	2.76
300x80x20 x 2,50	300	80	20	2.50	2.50	12.09	9.49	1.67	1552.38	90.18	103.49	14.82	11.33	2.73
300x80x20 x 3,20	300	80	20	3.20	3.20	15.33	12.03	1.60	1949.38	110.92	129.96	18.23	11.28	2.69
300x80x30 x 3,20	300	80	30	3.20	3.20	15.97	12.53	1.83	2049.89	132.67	136.66	22.69	11.33	2.88
300x90x20x 3,20	300	90	20	3.20	3.20	15.97	12.53	1.92	2090.79	149.33	139.39	22.09	11.44	3.06
300x90x20x4,75	300	90	20	4.75	4.75	23.22	18.22	1.76	2979.39	204.38	198.63	30.20	11.33	2.97
300x90x25 x 2,00	300	90	25	2.00	2.00	10.34	8.11	2.17	1380.25	107.87	92.02	16.27	11.56	3.23
300x90x25 x 2,50	300	90	25	2.50	2.50	12.84	10.08	2.12	1703.89	139.69	113.59	19.86	11.52	3.49
300x90x25 x 3,20	300	90	25	3.20	3.20	16.29	12.79	2.05	2142.82	163.00	142.85	24.85	11.47	3.16
300x90x25x 4,75	300	90	25	4.75	4.75	23.69	18.60	1.89	3056.61	224.23	203.77	33.79	11.36	3.08
300x90x30 x 2,50	300	90	30	2.50	2.50	13.09	10.27	2.24	1741.41	142.07	116.09	21.84	11.53	3.29
300x90x30 x 3,20	300	90	30	3.20	3.20	16.61	13.04	2.17	2190.84	176.15	146.06	27.07	11.49	3.26
300x90x30x 4,75	300	90	30	4.75	4.75	24.17	18.97	2.01	3127.90	243.31	208.53	37.37	11.38	3.17
300x90x40x 3,20	300	90	40	3.20	3.20	17.25	13.54	2.41	2275.54	200.98	151.70	32.05	11.49	3.41
300x90x40x 4,75	300	90	40	4.75	4.75	25.12	19.72	2.25	3252.62	279.30	216.91	44.52	11.38	3.33
300x100x25 x 2,00	300	100	25	2.00	2.00	10.74	8.43	2.52	1469.05	139.14	97.14	19.11	11.70	3.60
300x100x25 x 2,50	300	100	25	2.50	2.50	13.34	10.47	2.47	1814.53	170.18	120.97	23.36	11.66	3.57
300x100x25 x 3,20	300	100	25	3.20	3.20	16.93	13.29	2.39	2283.77	211.19	152.25	28.98	11.62	3.53
300x100x30 x 2,00	300	100	30	2.00	2.00	10.94	8.59	2.65	1499.07	149.27	99.94	20.88	11.71	3.69
300x100x30 x 3,20	300	100	30	3.20	3.20	17.25	13.54	2.52	2331.79	227.15	155.45	31.75	11.63	3.63

PERFIL C

MEDIDAS Y CARACTERÍSTICAS GEOMÉTRICAS



Designación del Perfil	Altura (alma)	Ala (rama)	Ala Rig. (rigidizador)	Espesor	Radio de Acuerdo	Área nominal de la sección	Masa Nominal	Distancias al Centro de Gravedad (1)	Momentos de Inercia (1)		Módulos Resistente (1)		Radios de Giro (1)	
	h	b	d						ey	I _x	I _y	W _x	W _y	i _x
	mm	mm	mm	mm	mm	Cm ²	Kg/m	Cm	Cm ⁴	Cm ⁴	Cm ³	Cm ³	Cm	Cm
320x80x20 x 2.00	320	80	20	2.00	2.00	10.14	7.96	1.65	1468.57	75.45	91.79	12.26	12.04	2.73
320x80x20 x 2.50	320	80	20	2.50	2.50	12.59	9.88	1.60	1811.86	91.72	113.24	14.90	12.00	2.70
(#) 320x80x20 x 3.20	320	80	20	3.20	3.20	15.97	12.53	1.53	2276.65	112.81	142.29	18.33	11.94	2.66
(#) 320x90x25 x 2.00	320	90	25	2.00	2.00	10.74	8.43	2.09	1607.65	109.86	100.48	16.37	12.24	3.20
(#) 320x90x25 x 2.50	320	90	25	2.50	2.50	13.34	10.47	2.04	1985.40	134.12	124.09	19.98	12.20	3.17
320x90x25 x 3.20	320	90	25	3.20	3.20	16.93	13.29	1.96	2498.24	166.08	156.14	24.72	12.15	3.13
320x100x25 x 2.00	320	100	25	2.00	2.00	11.14	8.74	2.42	1708.77	141.79	106.80	19.22	12.39	3.57
320x100x25 x 2.50	320	100	25	2.50	2.50	13.84	10.86	2.37	2111.41	173.41	131.96	23.50	12.35	3.54
320x100x25 x 3.20	320	100	25	3.20	3.20	17.57	13.79	2.30	2658.82	215.22	166.18	29.16	12.30	3.50
340x90x25 x 2.00	340	90	25	2.00	2.00	11.14	8.74	2.01	1856.52	111.71	109.21	16.45	12.91	3.17
340x90x25 x 2.50	340	90	25	2.50	2.50	13.84	10.86	1.96	2293.58	136.37	134.92	20.08	12.87	3.14
340x90x25 x 3.20	340	90	25	3.20	3.20	17.57	13.79	1.89	2887.51	168.80	169.85	24.85	12.82	3.10
340x100x25 x 2.00	340	100	25	2.00	2.00	11.54	9.06	2.34	1970.77	144.25	115.93	19.33	13.07	3.54
340x100x25 x 2.50	340	100	25	2.50	2.50	14.34	11.26	2.29	2435.97	174.42	143.29	23.63	13.03	3.51
340x100x25 x 3.20	340	100	25	3.20	3.20	18.21	14.29	2.21	3069.01	218.96	180.53	29.32	12.98	3.47
340x80x20 x 2.00	340	80	20	2.00	2.00	10.54	8.27	1.58	1698.76	76.67	99.93	12.33	12.70	2.70
340x80x20 x 2.50	340	80	20	2.50	2.50	13.09	10.27	1.53	2096.80	93.23	123.34	14.99	11.66	2.67
340x80x20 x 3.20	340	80	20	3.20	3.20	16.61	13.04	1.49	2636.39	114.75	155.08	18.45	12.60	2.63
340x90x25 x 2.00	340	90	25	2.00	2.00	11.14	8.74	2.01	1856.52	111.71	109.21	16.45	12.91	3.17
340x90x25 x 2.50	340	90	25	2.50	2.50	13.84	10.86	1.96	2293.58	136.37	134.92	20.08	12.87	3.14
340x90x25 x 3.20	340	90	25	3.20	3.20	17.57	13.79	1.89	2887.51	168.80	169.85	24.85	12.82	3.10
350x100x25 x 2.00	350	100	25	2.00	2.00	11.74	9.21	2.30	2110.37	145.42	120.59	19.38	13.41	3.52
350x100x25 x 2.50	350	100	25	2.50	2.50	14.59	11.45	2.24	2608.94	177.85	149.08	23.69	13.37	3.49
350x100x25 x 3.20	350	100	25	3.20	3.20	18.53	14.54	2.17	3287.68	220.73	187.87	29.40	13.32	3.45
360x100x20x 3,20	360	100	20	3.20	3.20	18.53	14.54	2.00	3436.23	204.67	190.90	26.67	13.62	3.32
360x100x20x 4,75	360	100	20	4.75	4.75	27.02	21.21	1.85	4922.88	282.02	273.49	36.72	13.50	3.23
360x100x25 x 3,20	360	100	25	3.20	3.20	18.85	14.79	2.13	3515.62	222.44	195.31	29.47	13.66	3.44
360x100x25x 4,75	360	100	25	4.75	4.75	27.49	21.58	1.97	5040.72	307.88	280.04	40.77	13.54	3.35
360x100x30 x 3,20	360	100	30	3.20	3.20	19.17	15.05	2.26	3590.04	236.62	199.45	32.28	13.69	3.54
360x100x30 x 4,75	360	100	30	4.75	4.75	27.97	21.95	2.10	5151.20	332.86	286.18	44.82	13.57	3.45
360x100x40x 3,20	360	100	40	3.20	3.20	19.81	15.55	2.49	3724.66	272.30	206.93	37.88	13.71	3.71
360x100x40 x 4,75	360	100	40	4.75	4.75	28.92	22.70	2.33	5351.01	380.37	297.28	52.90	13.60	3.63

Largo Máximo de Barra: 13 metros

Largo Mínimo de Barra: 4 metros

Troquelado: corte parcial a partir de 2.000 mm

Tolerancia en el largo -0 / +30 mm. Para largos especiales consultar por tolerancia restringida.

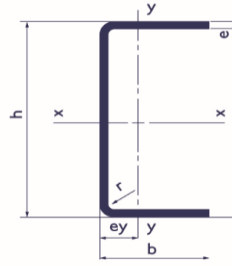
(1) Los valores indicados son a título informativo

(#) Perfiles normalizados según Norma IRAM IAS U 500-206 - 1 y 3 Calidades de Acero F24/F26

Medidas que no figuran en esta tabla consultar factibilidad de fabricación.

PERFIL U

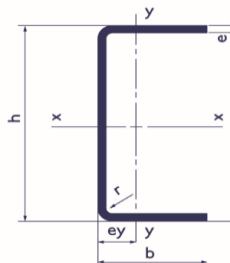
MEDIDAS Y CARACTERÍSTICAS GEOMÉTRICAS



Designación del Perfil	Altura (alma)	Ala (rama)	Espesor	Radio de Acuerdo	Área nominal de la Sección	Masa Nominal	Distancias al centro de gravedad (1)	Momentos de Inercia (1)		Módulos Resistente (1)		Radios de Giro (1)	
	h	b	e	r	S	G	e _y	I _x	I _y	W _x	W _y	i _x	i _y
	mm	mm	mm	mm	Cm ²	Kg/m	Cm	Cm ⁴	Cm ⁴	Cm ³	Cm ³	Cm	Cm
(#) 100x50 x 2.00	100	50	2.00	2.00	3.87	3.04	1.14	61.48	9.72	12.30	2.66	3.99	1.59
(#) 120x50 x 1.60	120	50	1.60	1.60	3.44	2.70	1.05	76.14	8.33	12.69	2.20	4.71	1.56
(#) 120x50 x 2.00	120	50	2.00	2.00	4.27	3.35	1.03	93.79	10.28	15.63	2.72	4.69	1.55
(#) 120x50 x 2.50	120	50	2.50	2.50	5.29	4.16	1.00	115.09	12.63	19.18	3.37	4.66	1.54
(#) 120x50 x 3.20	120	50	3.20	3.20	6.70	5.26	0.96	143.51	15.78	23.92	4.24	4.63	1.53
(#) 140x50 x 2.00	140	50	2.00	2.00	4.67	3.66	0.93	134.63	10.74	19.23	2.78	5.37	1.52
(#) 140x50 x 2.50	140	50	2.50	2.50	5.79	4.55	0.90	165.49	13.21	23.64	3.43	5.34	1.51
(#) 140x50 x 3.20	140	50	3.20	3.20	7.34	5.76	0.86	206.87	16.52	29.55	4.33	5.31	1.50
(#) 140x60 x 1.60	140	60	1.60	1.60	4.07	3.19	1.29	124.47	14.41	17.78	3.17	5.52	1.88
(#) 140x60 x 2.00	140	60	2.00	2.00	5.07	3.98	1.27	153.67	17.81	21.95	3.94	5.51	1.87
(#) 140x60 x 2.50	140	60	2.50	2.50	6.29	4.94	1.25	189.12	21.95	27.02	4.88	5.48	1.87
(#) 140x60 x 3.20	140	60	3.20	3.20	7.98	6.27	1.21	236.82	27.54	33.83	6.16	5.45	1.86
(#) 140x70 x 3.20	140	70	3.20	3.20	8.62	6.77	1.58	266.76	42.24	38.11	8.28	5.56	2.21
(#) 140x75 x 2.50	140	75	2.50	2.50	7.04	5.52	1.74	218.43	44.93	31.20	7.80	5.57	2.53
(#) 160x50 x 2.00	160	50	2.00	2.00	5.07	3.98	0.85	184.80	11.13	23.10	2.82	6.04	1.48
(#) 160x50 x 2.50	160	50	2.50	2.50	6.29	4.94	0.82	227.48	13.69	28.44	3.48	6.01	1.47
(#) 160x50 x 3.20	160	50	3.20	3.20	7.98	6.27	0.78	284.92	17.13	35.61	4.39	5.97	1.46
(#) 160x60 x 1.60	160	60	1.60	1.60	4.39	3.45	1.19	169.74	14.97	21.21	3.22	6.21	1.84
(#) 160x60 x 2.00	160	60	2.00	2.00	5.47	4.29	1.17	209.77	18.51	26.22	4.00	6.19	1.84
(#) 160x60 x 2.50	160	60	2.50	2.50	6.79	5.33	1.15	258.49	22.83	32.31	4.96	6.17	1.83
(#) 160x60 x 3.20	160	60	3.20	3.20	8.62	6.77	1.11	324.26	28.65	40.53	6.27	6.13	1.82
(#) 160x60 x 4.75	160	60	4.75	4.75	12.55	9.85	1.01	460.32	40.80	57.54	9.05	6.05	1.80
(#) 160x70 x 3.20	160	70	3.20	3.20	9.26	7.27	1.46	363.60	44.04	45.45	8.43	6.27	2.18
(#) 160x80 x 3.20	160	80	3.20	3.20	9.90	7.77	1.83	402.93	63.70	50.37	10.88	6.38	2.54
(#) 170x60 x 1.60	170	60	1.60	1.60	4.55	3.57	1.15	195.63	15.22	23.01	3.24	6.55	1.82
(#) 170x60 x 2.00	170	60	2.00	2.00	5.66	4.44	1.12	241.90	18.83	28.45	4.03	6.53	1.82
(#) 170x60 x 2.50	170	60	2.50	2.50	7.04	5.52	1.10	298.27	23.22	35.09	4.99	6.50	1.81
(#) 170x60 x 3.20	170	60	3.20	3.20	8.94	7.02	1.06	374.50	29.17	44.06	6.31	6.47	1.80
(#) 170x60 x 4.75	170	60	4.75	4.75	13.03	10.23	0.97	532.35	41.52	62.62	9.12	6.39	1.78
(#) 180x60 x 2.00	180	60	2.00	2.00	5.87	4.61	1.09	276.80	19.12	30.76	4.06	6.87	1.80
(#) 180x60 x 2.50	180	60	2.50	2.50	7.29	5.73	1.06	341.44	23.58	37.94	5.03	6.84	1.80
(#) 180x60 x 3.20	180	60	3.20	3.20	9.26	7.27	1.02	428.95	29.61	47.66	6.35	6.80	1.79
(#) 180x70 x 1.60	180	70	1.60	1.60	5.03	3.95	1.44	249.26	23.68	27.69	4.38	7.03	2.16
(#) 180x70 x 2.00	180	70	2.00	2.00	6.26	4.92	1.41	308.52	29.33	34.28	5.45	7.01	2.16
(#) 180x70 x 2.50	180	70	2.50	2.50	7.79	6.11	1.39	380.90	36.24	42.32	6.76	6.99	2.15
(#) 180x70 x 3.20	180	70	3.20	3.20	9.90	7.77	1.35	479.10	45.64	53.23	8.56	6.95	2.14
(#) 180x70 x 4.75	180	70	4.75	4.75	14.45	11.34	1.26	683.85	65.31	75.98	12.41	6.87	2.12
(#) 180x80 x 3.20	180	80	3.20	3.20	10.54	8.28	1.71	528.97	66.07	58.77	11.06	7.08	2.50
(#) 200x60 x 2.00	200	60	2.00	2.00	6.27	4.92	1.01	355.57	19.65	35.56	4.10	7.53	1.77
(#) 200x60 x 2.50	200	60	2.50	2.50	7.79	6.12	0.98	438.99	24.23	43.90	5.08	7.50	1.76
(#) 200x60 x 3.20	200	60	3.20	3.20	9.90	7.77	0.94	552.16	30.44	55.22	6.43	7.47	1.75
(#) 200x70 x 2.50	200	70	2.50	2.50	8.29	6.51	1.30	487.75	37.31	48.77	6.85	7.67	2.12
(#) 200x70 x 3.20	200	70	3.20	3.20	10.54	8.28	1.26	614.13	46.98	61.41	8.67	7.63	2.11
(#) 200x80 x 1.60	200	80	1.60	1.60	5.67	4.45	1.68	350.27	35.24	35.02	5.72	7.85	2.49
(#) 200x80 x 2.00	200	80	2.00	2.00	7.06	5.54	1.66	434.02	43.69	43.40	7.12	7.83	2.48
(#) 200x80 x 2.50	200	80	2.50	2.50	8.79	6.90	1.63	536.58	54.06	53.65	8.84	7.81	2.47
(#) 200x80 x 3.20	200	80	3.20	3.20	11.18	8.78	1.60	676.10	68.17	67.61	11.21	7.78	2.47
(#) 200x80 x 4.75	200	80	4.75	4.75	16.36	12.84	1.51	969.07	97.93	96.91	16.29	7.70	2.45
(#) 200x100 x 1.60	200	100	1.60	1.60	6.31	4.95	2.41	413.25	64.87	41.32	8.73	8.08	3.20
(#) 200x100 x 2.00	200	100	2.00	2.00	7.86	6.17	2.39	512.43	80.54	51.24	10.87	8.07	3.20
(#) 200x100 x 2.50	200	100	2.50	2.50	9.79	7.68	2.36	634.10	99.81	63.41	13.51	8.04	3.19
(#) 200x100 x 3.20	200	100	3.20	3.20	12.46	9.78	2.32	800.21	126.23	80.02	17.16	8.01	3.18
(#) 200x100 x 4.75	200	100	4.75	4.75	18.25	14.33	2.24	1150.71	182.40	115.07	25.04	7.93	3.16

PERFIL U

MEDIDAS Y CARACTERÍSTICAS GEOMÉTRICAS



Designación del Perfil	Altura (alma)	Ala (rama)	Espesor	Radio de Acuerdo	Area nominal de la Sección	Masa Nominal	Distancias al centro de gravedad (1)	Momentos de Inercia (1)		Módulos Resistente (1)		Radios de Giro (1)	
	h	b	e	r	S	G	e _y	I _x	I _y	W _x	W _y	i _x	i _y
	mm	mm	mm	mm	Cm ²	Kg/m	Cm	Cm ⁴	Cm ⁴	Cm ³	Cm ³	Cm	Cm
(#) 220x50 x 3,20	220	50	3.20	3.20	9.90	7.77	0.60	619.98	18.50	56.36	4.53	7.91	1.37
(#) 220x80 x 3,20	220	80	3.20	3.20	11.82	9.28	1.50	845.59	70.05	76.87	11.34	8.46	2.43
240x80 x 1,60	240	80	1.60	1.60	6.31	4.95	1.50	536.06	37.04	44.67	5.85	9.21	2.42
(#) 240x80 x 2,00	240	80	2.00	2.00	7.87	6.18	1.49	664.81	45.93	55.40	7.28	9.19	2.42
240x80 x 2,50	240	80	2.50	2.50	9.79	7.69	1.46	822.86	56.84	68.57	9.03	9.17	2.41
240x80 x 3,20	240	80	3.20	3.20	12.46	9.78	1.42	1038.72	71.73	86.56	11.46	9.13	2.40
(#) 240x80 x 4,75	240	80	4.75	4.75	18.26	14.33	1.33	1494.59	103.15	124.55	16.66	9.05	2.38
240x90 x 1,60	240	90	1.60	1.60	6.63	5.20	1.83	581.53	51.28	48.46	7.32	9.36	2.77
240x90 x 2,00	240	90	2.00	2.00	8.26	6.49	1.81	721.50	63.64	60.12	9.11	9.34	2.77
240x90 x 2,50	240	90	2.50	2.50	10.29	8.08	1.78	893.46	78.84	74.45	11.32	9.31	2.76
240x90 x 3,20	240	90	3.20	3.20	13.10	10.28	1.74	1128.65	99.65	94.05	14.37	9.28	2.75
240x 90 x4,75	240	90	4.75	4.75	19.20	15.07	1.66	1626.65	143.82	135.55	20.95	9.20	2.73
(#) 260x80 x 2,50	260	80	2.50	2.50	10.29	8.08	1.38	994.92	58.03	76.53	9.11	9.83	2.37
(#) 260x80 x 3,20	260	80	3.20	3.20	13.10	10.29	1.34	1256.79	73.25	96.68	11.56	9.79	2.36
(#) 280x80 x 2,50	280	80	2.50	2.50	10.79	8.47	1.31	1187.57	59.11	84.83	9.18	10.49	2.34
(#) 280x80 x 3,20	280	80	3.20	3.20	13.74	10.79	1.27	1501.06	74.63	107.22	11.65	10.45	2.33
(#) 300x80 x 2,50	300	80	2.50	2.50	11.29	8.87	1.25	1401.80	60.10	93.45	9.24	11.14	2.31
(#) 300x80 x 3,20	300	80	3.20	3.20	14.38	11.29	1.21	1772.81	75.88	118.19	11.72	11.10	2.30
300x90 x 3,20	300	90	3.20	3.20	15.02	11.79	1.50	1914.01	105.75	127.60	14.73	11.28	2.65
300x90 x 4,75	300	90	4.75	4.75	22.05	17.31	1.41	2769.28	152.78	184.61	21.49	11.20	2.63
(#) 320x80 x 2,50	320	80	2.50	2.50	11.79	9.26	1.19	1638.63	61.00	102.41	9.30	11.79	2.27
(#) 320x80 x 3,20	320	80	3.20	3.20	15.02	11.79	1.15	2073.34	77.03	129.58	11.80	11.75	2.26

Largo Máximo de Barra: 13 metros

Largo Mínimo de Barra: 4 metros

Troquelado: corte parcial a partir de 2.000 mm

Tolerancia en el largo -0 / +30 mm. Para largos especiales consultar por tolerancia restringida.

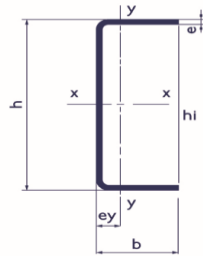
(1) Los valores indicados son a título informativo

(#) Perfiles normalizados según Norma IRAM IAS U 500-206 - 1 y 2

Medidas que no figuran en esta tabla consultar factibilidad de fabricación.

PERFIL U ENSAMBLABLE

MEDIDAS Y CARACTERÍSTICAS
GEOMÉTRICAS



Medidas y características geométricas

Designación del Perfil	Altura (alma)		Ala (rama)	Espesor	Radio de Acuerdo	Area nominal de la Sección	Masa Nominal	Distancias al centro de gravedad (1)	Momentos de Inercia (1)		Modulos Resistentes (1)		Radios de Giro (1)	
	h	hi	b						ey	I _x	I _y	W _x	W _y	i _x
	mm	mm	mm	mm	mm	Cm ²	Kg/m	Cm	Cm ⁴	Cm ⁴	Cm ³	Cm ³	Cm	Cm
(#) 125x50 x 2.50	125	120	50	2.50	2.50	5.42	4.25	0.97	126.66	12.79	20.27	3.38	4.83	1.54
125x60 x 3.20	125	120	60	3.20	3.20	7.35	5.77	1.09	179.39	19.87	28.86	4.33	4.94	1.64
145x60 x 2.50	145	140	60	2.50	2.50	6.42	5.04	1.18	196.84	20.18	27.15	4.18	5.54	1.77
146x50 x 3.20	146.4	140	50	3.20	3.20	8.19	6.43	1.12	246.37	23.69	33.52	4.85	5.47	1.70
146x60 x 2.50	146	141	60	2.50	2.50	6.35	4.98	1.06	205.45	17.81	28.23	3.80	5.69	1.68
146x60 x 3.20	146.4	140	60	3.20	3.20	8.19	6.43	1.17	263.00	27.92	35.93	6.20	5.67	1.85
150x50 x 3.20	150.4	144	50	3.20	3.20	7.68	6.03	0.79	225.29	11.63	29.96	2.76	5.42	1.23
166x60 x 3.20	166.4	160	60	3.20	3.20	8.83	6.93	1.08	355.82	28.97	42.77	6.30	6.35	1.81
186x70 x 3.20	186.4	180	70	3.20	3.20	10.11	7.93	1.32	520.00	46.07	55.79	8.60	7.17	2.13
188x60 x 2.00	188	184	60	2.00	2.00	6.03	4.73	1.04	301.74	17.15	32.10	3.46	7.07	1.69
(#) 200x85 x 3.20	200.4	194	85	3.20	3.20	11.52	9.04	1.71	687.25	83.85	68.59	12.35	7.72	2.70
206x70 x 3.20	206.4	200	70	3.20	3.20	10.75	8.44	1.23	661.77	47.39	64.13	8.70	7.85	2.10
206x80 x 3.20	206.4	200	80	3.20	3.20	11.39	8.94	1.52	701.94	67.75	68.02	10.45	7.85	2.44
206x90 x 3.20	206.4	200	90	3.20	3.20	12.03	9.45	1.86	771.31	102.30	74.74	14.32	8.01	2.92
206x100 x 3.20	206.4	200	100	3.20	3.20	12.67	9.95	2.21	840.68	146.92	81.46	18.86	8.14	3.40
228x80 x 3.20	228.4	222	80	3.20	3.20	12.10	9.50	1.43	893.35	67.75	78.23	10.31	8.59	2.37
228x90 x 3.20	228.4	222	90	3.20	3.20	12.74	10.00	1.75	978.55	102.30	85.69	14.12	8.77	2.83
(#) 228x100 x 3.20	228.4	222	100	3.20	3.20	13.38	10.50	2.09	1063.75	146.92	93.15	18.58	8.92	3.31
248x80 x 3.20	248.4	242	80	3.20	3.20	12.74	10.00	1.36	1092.69	67.75	87.98	10.20	9.26	2.31
248x90 x 3.20	248.4	242	90	3.20	3.20	13.38	10.50	1.67	1169.10	102.30	96.11	13.96	9.45	2.77
268x80 x 3.20	268.4	262	80	3.20	3.20	13.38	10.50	1.29	1317.56	67.75	98.18	10.10	9.92	2.25
268x90 x 3.20	268.4	262	90	3.20	3.20	14.02	11.00	1.59	1435.71	102.30	106.98	13.81	10.12	2.70
268x100 x 3.20	268.4	262	100	3.20	3.20	14.66	11.51	1.91	1553.87	146.92	115.79	18.16	10.30	3.17
288x80 x 3.20	288.4	282	80	3.20	3.20	14.02	11.00	1.23	1569.29	67.75	108.83	10.01	10.58	2.20
288x90 x 3.20	288.4	282	90	3.20	3.20	14.66	11.51	1.52	1705.94	102.30	118.30	13.68	10.79	2.64
288x100 x 3.20	288.4	282	100	3.20	3.20	15.30	12.01	1.83	1842.59	146.92	127.78	17.98	10.98	3.10
308x80 x 3.20	308.4	302	80	3.20	3.20	14.66	11.51	1.18	1849.23	67.75	119.92	9.93	11.23	2.15
308x90 x 3.20	308.4	302	90	3.20	3.20	15.30	12.01	1.46	2005.72	102.30	130.07	13.57	11.45	2.59
(#) 308x100 x 3.20	308.4	302	100	3.20	3.20	15.94	12.51	1.76	2162.21	146.92	140.22	17.82	11.65	3.04

Largo Máximo de Barra: 13 metros

Largo Mínimo de Barra: 4 metros

Tolerancia en el largo -0 / +30 mm. Para largos especiales consultar por tolerancia restringida.

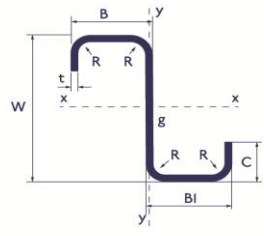
(1) Los valores indicados son a título informativo

(#) Perfiles normalizados según Norma IRAM IAS U 500-206 - 2 - Calidades de Acero F22/F24

Medidas que no figuran en esta tabla consultar factibilidad de fabricación.

PERFIL Z RIGIDIZABLE (Zr)

MEDIDAS Y CARACTERÍSTICAS
GEOMÉTRICAS



Medidas y Propiedades de la Sección

Designación del Perfil	Altura (alma)	Ala1 (rama 1)	Ala2 (rama 2)	Ala Rig. (rigidizador)	Espesor t	Area Nominal de la Sección	Masa Nominal	Distancias al Centro de Gravedad (1)		Momentos de Inercia (1)		Módulos Resistente (1)		Radios de Giro (1)	
	W	B	B1	C		A	M	X _G	Y _G	I _x	I _y	S _x	S _y	r _x	r _y
	mm	mm	mm	mm		Cm ²	Kg/m	Cm	Cm	Cm ⁴	Cm ⁴	Cm ³	Cm ³	Cm	Cm
120x50x15x2.0	120	50	50	15	2.00	4.74	3.72	0.00	0.00	105.80	26.43	17.63	5.39	4.73	2.36
120x50x20x2.5	120	50	50	20	2.50	6.09	4.78	0.00	0.00	133.22	37.15	22.20	7.62	4.68	2.47
120x50x20x3.2	120	50	50	20	3.20	7.65	6.00	0.00	0.00	164.22	44.67	27.37	9.23	4.63	2.42
140x60x20x2.5	140	60	60	20	2.50	7.09	5.56	0.00	0.00	215.61	59.96	30.80	10.21	5.52	2.91
140x60x20x3.2	140	60	60	20	3.20	8.93	7.01	0.00	0.00	267.30	72.71	38.19	12.45	5.47	2.85
180x80x20x3.2	180	80	80	20	3.20	11.49	9.02	0.00	0.00	584.65	158.14	64.96	20.17	7.13	3.71
200x80x20x3.2	200	80	80	20	3.20	12.13	9.52	0.00	0.00	747.20	158.14	74.72	20.17	7.85	3.61
220x65x70x2.5	220	65	70	20	2.50	9.69	7.61	0.31	0.39	697.40	98.44	61.21	13.19	8.48	3.19
220x70x75x2.5	220	70	75	20	2.50	9.71	7.63	0.11	0.14	701.66	99.23	62.99	13.66	8.50	3.20
220x75x80x2.5	220	75	80	20	2.50	9.96	7.82	0.12	0.14	731.23	118.59	65.66	15.28	8.57	3.45
220x80x80x2.5	220	80	80	20	2.50	10.09	7.92	0.00	0.00	746.20	128.97	67.84	16.38	8.60	3.58
220x63.5x70x3.2	220	63.5	70	20	3.20	11.92	9.36	0.14	0.19	833.94	97.15	74.53	14.50	8.36	2.86
220x68.5x75x3.2	220	68.5	75	20	3.20	12.24	9.61	0.14	0.18	871.55	118.02	77.93	16.40	8.44	3.11
220x73.5x80x3.2	220	73.5	80	20	3.20	12.56	9.86	0.15	0.18	909.16	141.61	81.32	18.41	8.51	3.36
220x80x80x3.2	220	80	80	20	3.20	12.77	10.02	0.00	0.00	934.01	158.14	84.91	20.17	8.55	3.52
240x65x70x2.5	240	65	70	20	2.50	9.96	7.82	0.10	0.15	826.62	82.06	68.04	12.12	9.11	2.87
240x70x75x2.5	240	70	75	20	2.50	10.21	8.02	0.11	0.15	861.88	99.24	70.96	13.65	9.19	3.12
240x75x80x2.5	240	75	80	20	2.50	10.46	8.21	0.11	0.14	897.14	118.60	73.89	15.27	9.26	3.37
240x80x80x2.5	240	80	80	20	2.50	10.59	8.31	0.00	0.00	914.97	128.97	76.25	16.38	9.30	3.49
240x63.5x70x3.2	240	63.5	70	20	3.20	12.56	9.86	0.13	0.20	1026.98	97.16	84.21	14.49	9.04	2.78
240x68.5x75x3.2	240	68.5	75	20	3.20	12.88	10.11	0.14	0.19	1071.86	118.04	87.92	16.39	9.12	3.03
240x73.5x80x3.2	240	73.5	80	20	3.20	13.20	10.36	0.14	0.19	1116.73	141.63	91.64	18.40	9.20	3.28
240x80x80x3.2	240	80	80	20	3.20	13.41	10.52	0.00	0.00	1146.34	158.14	95.53	20.17	9.25	3.43
260x65x70x2.5	260	65	70	20	2.50	10.46	8.21	0.10	0.15	1001.08	82.06	76.11	12.11	9.78	2.80
260x70x75x2.5	260	70	75	20	2.50	10.71	8.41	0.10	0.15	1042.52	99.24	79.28	13.64	9.86	3.04
260x75x80x2.5	260	75	80	20	2.50	10.96	8.61	0.11	0.15	1083.97	118.60	82.45	15.26	9.94	3.29
260x80x80x2.5	260	80	80	20	2.50	11.09	8.70	0.00	0.00	1104.93	128.97	84.99	16.38	9.98	3.41
260x63.5x70x3.2	260	63.5	70	20	3.20	13.20	10.36	0.13	0.20	1245.15	97.17	94.31	14.47	9.71	2.71
260x68.5x75x3.2	260	68.5	75	20	3.20	13.52	10.61	0.13	0.20	1297.92	118.05	98.35	16.37	9.80	2.96
260x73.5x80x3.2	260	73.5	80	20	3.20	13.84	10.86	0.14	0.19	1350.69	141.64	102.38	18.38	9.88	3.20
260x80x80x3.2	260	80	80	20	3.20	14.05	11.03	0.00	0.00	1385.49	158.14	106.58	20.17	9.93	3.36
280x65x70x2.5	280	65	70	20	2.50	10.96	8.61	0.09	0.16	1196.46	82.07	84.51	12.10	10.45	2.74
280x70x75x2.5	280	70	75	20	2.50	11.21	8.80	0.10	0.15	1244.59	99.25	87.93	13.64	10.54	2.98
280x75x80x2.5	280	75	80	20	2.50	11.46	9.00	0.10	0.15	1292.73	118.61	91.35	15.26	10.62	3.22
280x80x80x2.5	280	80	80	20	2.50	11.59	9.10	0.00	0.00	1317.06	128.97	94.08	16.38	10.66	3.34
280x63.5x70x3.2	280	63.5	70	20	3.20	13.84	10.86	0.12	0.21	1489.71	97.18	104.85	14.46	10.38	2.65
280x68.5x75x3.2	280	68.5	75	20	3.20	14.16	11.11	0.12	0.20	1551.02	118.06	109.20	16.36	10.47	2.89
280x73.5x80x3.2	280	73.5	80	20	3.20	14.48	11.37	0.13	0.20	1612.32	141.65	113.55	18.37	10.55	3.13
280x80x80x3.2	280	80	80	20	3.20	14.69	11.53	0.00	0.00	1652.74	158.14	118.05	20.17	10.61	3.28
300x65x70x2.5	300	65	70	20	2.50	11.46	9.00	0.09	0.16	1413.77	82.07	93.24	12.10	11.11	2.68
300x70x75x2.5	300	70	75	20	2.50	11.71	9.20	0.09	0.16	1469.09	99.25	96.91	13.63	11.20	2.91
300x75x80x2.5	300	75	80	20	2.50	11.96	9.39	0.10	0.16	1524.42	118.61	100.59	15.25	11.29	3.15
300x80x80x2.5	300	80	80	20	2.50	12.09	9.49	0.00	0.00	1552.36	128.97	103.49	16.38	11.33	3.27
300x63.5x70x3.2	300	63.5	70	20	3.20	14.48	11.37	0.11	0.21	1761.94	97.19	115.82	14.45	11.03	2.59
300x68.5x75x3.2	300	68.5	75	20	3.20	14.80	11.62	0.12	0.21	1832.43	118.07	120.49	16.35	11.13	2.82
300x73.5x80x3.2	300	73.5	80	20	3.20	15.12	11.87	0.12	0.20	1902.91	141.66	125.16	18.36	11.22	3.06
300x80x80x3.2	300	80	80	20	3.20	15.33	12.03	0.00	0.00	1949.35	158.14	129.96	20.17	11.28	3.21
320x65x70x2.5	320	65	70	20	2.50	11.96	9.39	0.09	0.17	1654.01	82.08	102.31	12.09	11.76	2.62
320x70x75x2.5	320	70	75	20	2.50	12.21	9.59	0.09	0.16	1717.02	99.26	106.23	13.62	11.86	2.85
320x75x80x2.5	320	75	80	20	2.50	12.46	9.78	0.09	0.16	1780.03	118.62	110.16	15.24	11.95	3.08
320x80x80x2.5	320	80	80	20	2.50	12.59	9.88	0.00	0.00	1811.85	128.97	113.24	16.38	12.00	3.20
320x63.5x70x3.2	320	63.5	70	20	3.20	15.12	11.87	0.11	0.22	2063.13	97.20	127.21	14.44	11.68	2.54
320x68.5x75x3.2	320	68.5	75	20	3.20	15.44	12.12	0.11	0.21	2143.44	118.08	132.20	16.34	11.78	2.77
320x73.5x80x3.2	320	73.5	80	20	3.20	15.76	12.37	0.12	0.21	2223.74	141.67	137.19	18.35	11.88	3.00
320x80x80x3.2	320	80	80	20	3.20	15.97	12.53	0.00	0.00	2276.62	158.14	142.29	20.17	11.94	3.15

(1) Los valores indicados son a título informativo
 Largo Máximo de Barra: 13 metros
 Largo Mínimo de Barra: 4 metros
 Tolerancia en el largo -0 / +30 mm. Para largos especiales consultar por tolerancia restringida.
 Medidas que no figuran en esta tabla consultar factibilidad de fabricación.
 Norma IRAM IAS U 500-206 - 1 y 6 - Acero Galvanizado Zar 250